
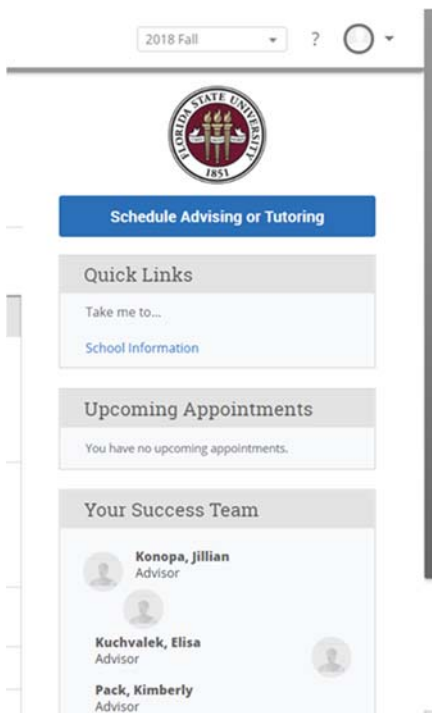


How to Request an Advising Appointment for Computer Science Advising:

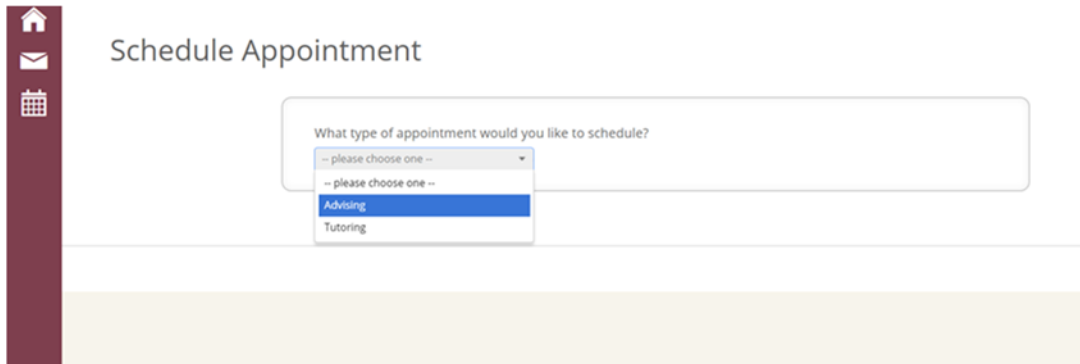
Step 1: Login to my.fsu.edu and, on the left side of the page, select the CC icon:



Step 2: On the right side of the screen, select "Get Advising: Select Sites":

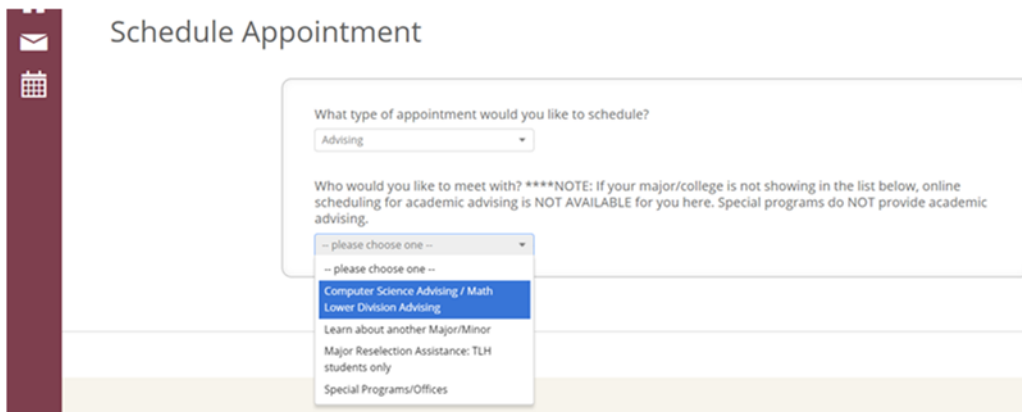


Step 3: Select "Advising":



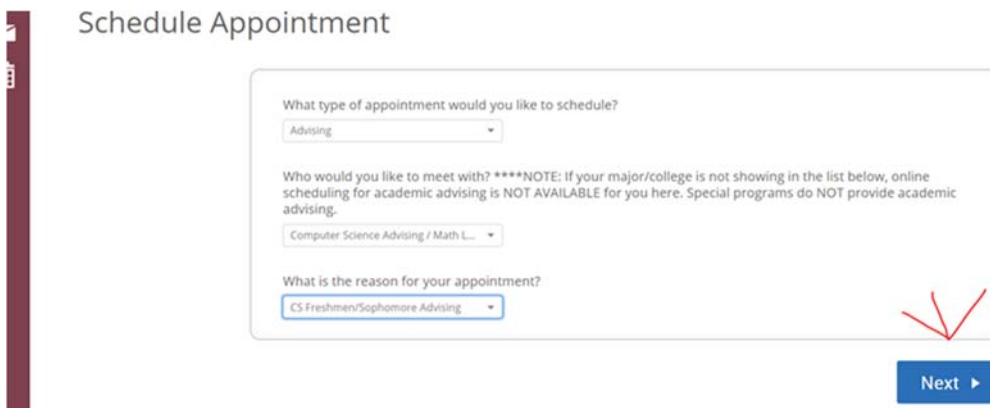
The screenshot shows a web interface titled "Schedule Appointment". On the left is a vertical navigation bar with icons for home, email, and calendar. The main content area contains a form with the question "What type of appointment would you like to schedule?". Below this question is a dropdown menu that is open, showing three options: "-- please choose one --", "Advising" (which is highlighted in blue), and "Tutoring".

Step 4: Select Computer Science Advising/Math Lower Division Advising



The screenshot shows the same "Schedule Appointment" form. The first dropdown menu is now closed and shows "Advising". Below it is a second question: "Who would you like to meet with? ****NOTE: If your major/college is not showing in the list below, online scheduling for academic advising is NOT AVAILABLE for you here. Special programs do NOT provide academic advising." Below this question is a second dropdown menu that is open, showing several options. The option "Computer Science Advising / Math Lower Division Advising" is highlighted in blue. Other visible options include "Learn about another Major/Minor", "Major Reselection Assistance: TLH students only", and "Special Programs/Offices".

Step 5: Select a reason and select "Next":



The screenshot shows the "Schedule Appointment" form with three dropdown menus. The first is "Advising", the second is "Computer Science Advising / Math L...", and the third is "What is the reason for your appointment?" with "CS Freshmen/Sophomore Advising" selected. A blue "Next" button with a right-pointing arrow is located at the bottom right of the form. Three red arrows point from the right side of the form towards the "Next" button.

Step 6: Select the location to be “Computer Science Advising/Math Lower Division Advising” and your advisor (Kimberly Pack for Upper Division and Amy O’Donnell for Lower Division), then select “Next”:

Schedule Appointment

Which location would you like to visit?
Computer Science Advising / Math L...

Which advisor would you like to schedule with? If you do not have a preference, click next.
O'Donnell, Amy

◀ Back Next ▶

Step 7: Select the date, select the time, and then select “Next”:

Schedule Appointment

◀ Times From September 21 To September 25 ▶

Fri, Sep 21	Sat, Sep 22	Sun, Sep 23	Mon, Sep 24	Tue, Sep 25
Morning N/A	Morning N/A	Morning N/A	Morning 4 Available	Morning 1 Available
Afternoon N/A	Afternoon N/A	Afternoon N/A	Afternoon N/A	Afternoon N/A

Drop In hours vary by site. Please click on the link for more information. [View Drop-in Times](#)

◀ Back Next

Step 8: Put in comments describing what you need to discuss and confirm the appointment!

Amy O'Donnell 9:00am - 9:30am

Why: CS Freshmen/Sophomore Advising **Where:** Computer Science Advising / Math Lower Division Advising

Additional Details My office is located in the Love Building in Room 203-B.

Is there anything specific you would like to discuss with Amy? Send Me an Email

Comments for your staff...

◀ Back Confirm Appointment